

APPLICATION FOR EXEMPTION FROM AUDIT

LONG FORM

NAME OF GOVERNMENT
ADDRESS

Horseshoe Ridge Metropolitan District No. 1
c/o Spencer Fane LLP
1700 Lincoln Street, Suite 2000
Denver, CO 80203
Courtney Linney
(303) 839-3800
clinney@spencerfane.com
(303) 839-3838


For the Year Ended
12/31/2019
or fiscal year ended:

CONTACT PERSON
PHONE
EMAIL
FAX

CERTIFICATION OF PREPARER

I certify that I am an independent accountant with knowledge of governmental accounting and that the information in the Application is complete and accurate to the best of my knowledge. I am aware that the Audit Law requires that a person independent of the entity complete the application if revenues or expenditure are at least \$100,000 but not more than \$750,000, and that independent means someone who is separate from the entity.

NAME: Cathy Fromm
TITLE: Partner
FIRM NAME (if applicable): Fromm & Company LLC
ADDRESS: 9227 E. Lincoln Ave., Suite 200, Lone Tree, CO 80124
PHONE: (303) 912-8401
DATE PREPARED: 3/22/2020
RELATIONSHIP TO ENTITY: Accountant

PREPARER (SIGNATURE REQUIRED)


Has the entity filed for, or has the district filed, a Title 32, Article 1 Special District Notice of Inactive Status during the year? [Applicable to Title 32 special districts only, pursuant to Sections 32-1-103 (9.3) and 32-1-104 (3), C.R.S.]

YES	NO	If Yes, date filed:
<input type="checkbox"/>	<input checked="" type="checkbox"/>	

P

RECEIVED
Office of the State Auditor
March 30, 2020

PART 1 - FINANCIAL STATEMENTS - BALANCE SHEET

* Indicate Name of Fund
NOTE: Attach additional sheets as necessary.

Line #	Description	Governmental Funds		Description	Proprietary/Fiduciary Funds	
		General Fund*	Debt Service Fund*		Fund*	Fund*
Assets				Assets		
1-1	Cash & Cash Equivalents	\$ 8,867	\$ -	Cash & Cash Equivalents	\$ -	\$ -
1-2	Investments	\$ 13,281	\$ -	Investments	\$ -	\$ -
1-3	Receivables	\$ -	\$ -	Receivables	\$ -	\$ -
1-4	Due from Other Entities or Funds	\$ 3,722	\$ -	Due from Other Entities or Funds	\$ -	\$ -
	All Other Assets [specify...]			Other Current Assets	\$ -	\$ -
1-5	Prepaid Insurance	\$ 2,021	\$ -		\$ -	\$ -
1-6		\$ -	\$ -	Capital Assets, net (from Part 6-4)	\$ -	\$ -
1-7		\$ -	\$ -	Other Long Term Assets [specify...]	\$ -	\$ -
1-8		\$ -	\$ -		\$ -	\$ -
1-9		\$ -	\$ -		\$ -	\$ -
1-10		\$ -	\$ -		\$ -	\$ -
1-11	(add lines 1-1 through 1-10) TOTAL ASSETS	\$ 27,891	\$ -	(add lines 1-1 through 1-10) TOTAL ASSETS	\$ -	\$ -
1-12	TOTAL DEFERRED OUTFLOWS OF RESOURCES	\$ -	\$ -	TOTAL DEFERRED OUTFLOWS OF RESOURCES	\$ -	\$ -
1-13	TOTAL ASSETS AND DEFERRED OUTFLOWS	\$ 27,891	\$ -	TOTAL ASSETS AND DEFERRED OUTFLOWS	\$ -	\$ -
Liabilities				Liabilities		
1-14	Accounts Payable	\$ 1,058	\$ -	Accounts Payable	\$ -	\$ -
1-15	Accrued Payroll and Related Liabilities	\$ -	\$ -	Accrued Payroll and Related Liabilities	\$ -	\$ -
1-16	Accrued Interest Payable	\$ -	\$ -	Accrued Interest Payable	\$ -	\$ -
1-17	Due to Other Entities or Funds	\$ -	\$ -	Due to Other Entities or Funds	\$ -	\$ -
1-18	All Other Current Liabilities	\$ -	\$ -	All Other Current Liabilities	\$ -	\$ -
1-19	TOTAL CURRENT LIABILITIES	\$ 1,058	\$ -	TOTAL CURRENT LIABILITIES	\$ -	\$ -
1-20	All Other Liabilities [specify...]	\$ -	\$ -	Proprietary Debt Outstanding (from Part 4-4)	\$ -	\$ -
1-21		\$ -	\$ -	Other Liabilities [specify...]:	\$ -	\$ -
1-22		\$ -	\$ -		\$ -	\$ -
1-23		\$ -	\$ -		\$ -	\$ -
1-24		\$ -	\$ -		\$ -	\$ -
1-25		\$ -	\$ -		\$ -	\$ -
1-26		\$ -	\$ -		\$ -	\$ -
1-27		\$ -	\$ -		\$ -	\$ -
1-28	(add lines 1-19 through 1-27) TOTAL LIABILITIES	\$ 1,058	\$ -	(add lines 1-19 through 1-27) TOTAL LIABILITIES	\$ -	\$ -
1-29	TOTAL DEFERRED INFLOWS OF RESOURCES	\$ -	\$ -	TOTAL DEFERRED INFLOWS OF RESOURCES	\$ -	\$ -
Fund Balance				Net Position		
1-30	Nonspendable Prepaid	\$ -	\$ -	Net Investment in Capital Assets	\$ -	\$ -
1-31	Nonspendable Inventory	\$ -	\$ -			
1-32	Restricted [specify...] TABOR and Debt Service	\$ 400	\$ -	Emergency Reserves	\$ -	\$ -
1-33	Committed [specify...]	\$ -	\$ -	Other Designations/Reserves	\$ -	\$ -
1-34	Assigned [specify...]	\$ -	\$ -	Restricted	\$ -	\$ -
1-35	Unassigned:	\$ 26,433	\$ -	Undesignated/Unreserved/Unrestricted	\$ -	\$ -
1-36	Add lines 1-30 through 1-35 This total should be the same as line 3-33 TOTAL FUND BALANCE	\$ 26,833	\$ -	Add lines 1-30 through 1-35 This total should be the same as line 3-33 TOTAL NET POSITION	\$ -	\$ -
1-37	Add lines 1-28, 1-29 and 1-36 This total should be the same as line 1-13 TOTAL LIABILITIES, DEFERRED INFLOWS, AND FUND BALANCE	\$ 27,891	\$ -	Add lines 1-28, 1-29 and 1-36 This total should be the same as line 1-13 TOTAL LIABILITIES, DEFERRED INFLOWS, AND NET POSITION	\$ -	\$ -

Please use this space to provide explanation of any items on this page

PART 2 - FINANCIAL STATEMENTS - OPERATING STATEMENT - REVENUES

Line #	Description	Governmental Funds		Description	Proprietary/Fiduciary Funds		
		General Fund*	Debt Service Fund*		Fund*	Fund*	
Tax Revenue				Tax Revenue			
2-1	Property [include mills levied in Question 10-6]	\$ -	\$ -	Property [include mills levied in Question 10-6]	\$ -	\$ -	
2-2	Specific Ownership	\$ -	\$ -	Specific Ownership	\$ -	\$ -	
2-3	Sales and Use Tax	\$ -	\$ -	Sales and Use Tax	\$ -	\$ -	
2-4	Other Tax Revenue [specify...]:	\$ -	\$ -	Other Tax Revenue [specify...]:	\$ -	\$ -	
2-5		\$ -	\$ -		\$ -	\$ -	
2-6		\$ -	\$ -		\$ -	\$ -	
2-7		\$ -	\$ -		\$ -	\$ -	
2-8	Add lines 2-1 through 2-7 TOTAL TAX REVENUE	\$ -	\$ -	Add lines 2-1 through 2-7 TOTAL TAX REVENUE	\$ -	\$ -	
2-9	Licenses and Permits	\$ -	\$ -	Licenses and Permits	\$ -	\$ -	
2-10	Highway Users Tax Funds (HUTF)	\$ -	\$ -	Highway Users Tax Funds (HUTF)	\$ -	\$ -	
2-11	Conservation Trust Funds (Lottery)	\$ -	\$ -	Conservation Trust Funds (Lottery)	\$ -	\$ -	
2-12	Community Development Block Grant	\$ -	\$ -	Community Development Block Grant	\$ -	\$ -	
2-13	Fire & Police Pension	\$ -	\$ -	Fire & Police Pension	\$ -	\$ -	
2-14	Grants	\$ -	\$ -	Grants	\$ -	\$ -	
2-15	Donations	\$ -	\$ -	Donations	\$ -	\$ -	
2-16	Charges for Sales and Services	\$ -	\$ -	Charges for Sales and Services	\$ -	\$ -	
2-17	Rental Income	\$ -	\$ -	Rental Income	\$ -	\$ -	
2-18	Fines and Forfeits	\$ -	\$ -	Fines and Forfeits	\$ -	\$ -	
2-19	Interest/Investment Income	\$ 3,339	\$ -	Interest/Investment Income	\$ -	\$ -	
2-20	Tap Fees	\$ -	\$ -	Tap Fees	\$ -	\$ -	
2-21	Proceeds from Sale of Capital Assets	\$ -	\$ -	Proceeds from Sale of Capital Assets	\$ -	\$ -	
2-22	All Other [specify...]:	\$ -	\$ -	All Other [specify...]:	\$ -	\$ -	
2-23	IGA Revenue from Districts #2 and # 3	\$ 88,429	\$ 355,996		\$ -	\$ -	
2-24	Add lines 2-8 through 2-23 TOTAL REVENUES	\$ 91,768	\$ 355,996	Add lines 2-8 through 2-23 TOTAL REVENUES	\$ -	\$ -	
Other Financing Sources				Other Financing Sources			
2-25	Debt Proceeds	\$ -	\$ -	Debt Proceeds	\$ -	\$ -	
2-26	Developer Advances	\$ -	\$ -	Developer Advances	\$ -	\$ -	
2-27	Other [specify...]:	\$ -	\$ -	Other [specify...]:	\$ -	\$ -	
2-28	Add lines 2-25 through 2-27 TOTAL OTHER FINANCING SOURCES	\$ -	\$ -	Add lines 2-25 through 2-27 TOTAL OTHER FINANCING SOURCES	\$ -	\$ -	
2-29	Add lines 2-24 and 2-28 TOTAL REVENUES AND OTHER FINANCING SOURCES	\$ 91,768	\$ 355,996	Add lines 2-24 and 2-28 TOTAL REVENUES AND OTHER FINANCING SOURCES	\$ -	\$ -	\$ 447,764

Please use this space to provide explanation of any items on this page

IF GRAND TOTAL REVENUES AND OTHER FINANCING SOURCES for all funds (Line 2-29) are GREATER than \$750,000 - STOP. You may not use this form. An audit may be required. See Section 29-1-604, C.R.S., or contact the OSA Local Government Division at (303) 869-3000 for assistance.

PART 3 - FINANCIAL STATEMENTS - OPERATING STATEMENT - EXPENDITURES/EXPENSES

Line #	Description	Governmental Funds		Description	Proprietary/Fiduciary Funds		Please use this space to provide explanation of any items on this page
		General Fund*	Debt/Service Fund*		Fund*	Fund*	
	Expenditures			Expenses			
3-1	General Government	\$ 12,252	\$ -	General Operating & Administrative	\$ -	\$ -	
3-2	Judicial	\$ -	\$ -	Salaries	\$ -	\$ -	
3-3	Law Enforcement	\$ -	\$ -	Payroll Taxes	\$ -	\$ -	
3-4	Fire	\$ -	\$ -	Contract Services	\$ -	\$ -	
3-5	Highways & Streets	\$ -	\$ -	Employee Benefits	\$ -	\$ -	
3-6	Solid Waste	\$ -	\$ -	Insurance	\$ -	\$ -	
3-7	Contributions to Fire & Police Pension Assoc.	\$ -	\$ -	Accounting and Legal Fees	\$ -	\$ -	
3-8	Health	\$ -	\$ -	Repair and Maintenance	\$ -	\$ -	
3-9	Culture and Recreation	\$ -	\$ -	Supplies	\$ -	\$ -	
3-10	Transfers to other districts	\$ -	\$ -	Utilities	\$ -	\$ -	
3-11	Other [specify...]:	\$ -	\$ -	Contributions to Fire & Police Pension Assoc.	\$ -	\$ -	
3-12		\$ -	\$ -	Other [specify...]	\$ -	\$ -	
3-13		\$ -	\$ -		\$ -	\$ -	
3-14	Capital Outlay	\$ -	\$ -	Capital Outlay	\$ -	\$ -	
	Debt Service			Debt Service			
3-15	Principal	\$ -	\$ -	Principal	\$ -	\$ -	
3-16	Interest	\$ -	\$ 441,000	Interest	\$ -	\$ -	
3-17	Bond Issuance Costs	\$ -	\$ -	Bond Issuance Costs	\$ -	\$ -	
3-18	Developer Principal Repayments	\$ -	\$ -	Developer Principal Repayments	\$ -	\$ -	
3-19	Developer Interest Repayments	\$ -	\$ -	Developer Interest Repayments	\$ -	\$ -	
3-20	All Other [specify...]:	\$ -	\$ -	All Other [specify...]:	\$ -	\$ -	
3-21	Paying Agent Fee	\$ -	\$ 600		\$ -	\$ -	
3-22	Add lines 3-1 through 3-21 TOTAL EXPENDITURES	\$ 12,252	\$ 441,600	Add lines 3-1 through 3-21 TOTAL EXPENSES	\$ -	\$ -	GRAND TOTAL
3-23	Interfund Transfers (In)	\$ -	\$ (85,438)	Net Interfund Transfers (In) Out	\$ -	\$ -	\$ 453,852
3-24	Interfund Transfers out	\$ 85,438	\$ -	Other [specify...][enter negative for expense]	\$ -	\$ -	
3-25	Other Expenditures (Revenues):	\$ -	\$ -	Depreciation	\$ -	\$ -	
3-26		\$ -	\$ -	Other Financing Sources (Uses) (from line 2-28)	\$ -	\$ -	
3-27		\$ -	\$ -	Capital Outlay (from line 3-14)	\$ -	\$ -	
3-28		\$ -	\$ -	Debt Principal (from line 3-15, 3-18)	\$ -	\$ -	
3-29	(Add lines 3-23 through 3-28) TOTAL TRANSFERS AND OTHER EXPENDITURES	\$ 85,438	\$ (85,438)	(Line 3-26, plus line 3-27, less line 3-24, less line 3-25) TOTAL GAAP RECONCILING ITEMS	\$ -	\$ -	
3-30	Excess (Deficiency) of Revenues and Other Financing Sources Over (Under) Expenditures Line 2-29, less line 3-22, plus line 3-29	\$ (5,922)	\$ (166)	Net Increase (Decrease) in Net Position Line 2-29, less line 3-22, plus line 3-29, plus line 3-23, less line 3-24	\$ -	\$ -	
3-31	Fund Balance, January 1 from December 31 prior year report	\$ 32,755	\$ 166	Net Position, January 1 from December 31 prior year report	\$ -	\$ -	
3-32	Prior Period Adjustment (MUST explain)	\$ -	\$ -	Prior Period Adjustment (MUST explain)	\$ -	\$ -	
3-33	Fund Balance, December 31 Sum of Line 3-30, 3-31, and 3-32 This total should be the same as line 1-36.	\$ 26,833	\$ -	Net Position, December 31 Line 3-30 plus line 3-31 This total should be the same as line 1-36.	\$ -	\$ -	

IF GRAND TOTAL EXPENDITURES for all funds (Line 3-22) are GREATER than \$750,000 - STOP. You may not use this form. An audit may be required. See Section 29-1-604, C.R.S., or contact the OSA Local Government Division at (303) 869-3000 for assistance.

PART 4 - DEBT OUTSTANDING, ISSUED, AND RETIRED

Please answer the following questions by marking the appropriate boxes.

- 4-1 Does the entity have outstanding debt? YES NO
- 4-2 Is the debt repayment schedule attached? If no, MUST explain: YES NO
- 4-3 Is the entity current in its debt service payments? If no, MUST explain: YES NO
- Annual debt service payment based on taxes collected.

4-4 Please complete the following debt schedule, if applicable: (please only include principal amounts)

	Outstanding at beginning of year*	Issued during year	Retired during year	Outstanding at year-end
General obligation bonds	\$ 3,850,000	\$ -	\$ -	\$ 3,850,000
Revenue bonds	\$ -	\$ -	\$ -	\$ -
Notes/Loans	\$ -	\$ -	\$ -	\$ -
Leases	\$ -	\$ -	\$ -	\$ -
Developer Advances	\$ -	\$ -	\$ -	\$ -
Other (specify):	\$ -	\$ -	\$ -	\$ -
TOTAL	\$ 3,850,000	\$ -	\$ -	\$ 3,850,000

*must agree to prior year ending balance

Please use this space to provide any explanations or comments:

- Please answer the following questions by marking the appropriate boxes.
- 4-5 Does the entity have any authorized, but unissued, debt? YES NO
- If yes: How much? \$ 60,150,000
- Date the debt was authorized: 11/1/2005
- 4-6 Does the entity intend to issue debt within the next calendar year? YES NO
- If yes: How much? \$ -
- 4-7 Does the entity have debt that has been refinanced that it is still responsible for? YES NO
- If yes: What is the amount outstanding? \$ -
- 4-8 Does the entity have any lease agreements? YES NO
- If yes: What is being leased? _____
- What is the original date of the lease? _____
- Number of years of lease? _____
- Is the lease subject to annual appropriation? YES NO
- What are the annual lease payments? \$ -

PART 5 - CASH AND INVESTMENTS

Please provide the entity's cash deposit and investment balances.

	AMOUNT	TOTAL
5-1 YEAR-END Total of ALL Checking and Savings accounts	\$ 8,867	
5-2 Certificates of deposit	\$ -	
TOTAL CASH DEPOSITS		\$ 8,867
Investments (if investment is a mutual fund, please list underlying investments):		
5-3 ColoTrust	\$ 13,281	
	\$ -	
	\$ -	
	\$ -	
TOTAL INVESTMENTS		\$ 13,281
TOTAL CASH AND INVESTMENTS		\$ 22,148

Please use this space to provide any explanations or comments:

- Please answer the following question by marking in the appropriate box
- 5-4 Are the entity's Investments legal in accordance with Section 24-75-601, et. seq., C.R.S.? YES NO N/A
- 5-5 Are the entity's deposits in an eligible (Public Deposit Protection Act) public depository (Section 11-10.5-101, et seq. C.R.S.)? If no, MUST explain: YES NO N/A

PART 6 - CAPITAL ASSETS

Please answer the following question by marking in the appropriate box YES NO Please use this space to provide any explanations or comments:

6-1 Does the entity have capitalized assets? YES NO

6-2 Has the entity performed an annual inventory of capital assets in accordance with Section 29-1-506, C.R.S.? If no, MUST explain: YES NO

6-3 Complete the following Capital Assets table for GOVERNMENTAL FUNDS:	Balance - beginning of the year*	Additions	Deletions	Year-End Balance
Land	\$ -	\$ -	\$ -	\$ -
Buildings	\$ -	\$ -	\$ -	\$ -
Machinery and equipment	\$ -	\$ -	\$ -	\$ -
Furniture and fixtures	\$ -	\$ -	\$ -	\$ -
Infrastructure	\$ -	\$ -	\$ -	\$ -
Construction In Progress (CIP)	\$ -	\$ -	\$ -	\$ -
Other (explain):	\$ -	\$ -	\$ -	\$ -
Accumulated Depreciation (Enter a negative, or credit, balance)	\$ -	\$ -	\$ -	\$ -
TOTAL	\$ -	\$ -	\$ -	\$ -

6-4 Complete the following Capital Assets table for PROPRIETARY FUNDS:	Balance - beginning of the year*	Additions	Deletions	Year-End Balance
Land	\$ -	\$ -	\$ -	\$ -
Buildings	\$ -	\$ -	\$ -	\$ -
Machinery and equipment	\$ -	\$ -	\$ -	\$ -
Furniture and fixtures	\$ -	\$ -	\$ -	\$ -
Infrastructure	\$ -	\$ -	\$ -	\$ -
Construction In Progress (CIP)	\$ -	\$ -	\$ -	\$ -
Other (explain):	\$ -	\$ -	\$ -	\$ -
Accumulated Depreciation (Enter a negative, or credit, balance)	\$ -	\$ -	\$ -	\$ -
TOTAL	\$ -	\$ -	\$ -	\$ -

*must agree to prior year ending balance

PART 7 - PENSION INFORMATION

Please answer the following question by marking in the appropriate box YES NO Please use this space to provide any explanations or comments:

7-1 Does the entity have an "old hire" firemen's pension plan? YES NO

7-2 Does the entity have a volunteer firemen's pension plan? YES NO

If yes: Who administers the plan?

Indicate the contributions from:

Tax (property, SO, sales, etc.):	\$ -
State contribution amount:	\$ -
Other (gifts, donations, etc.):	\$ -
TOTAL	\$ -

What is the monthly benefit paid for 20 years of service per retiree as of Jan 1? \$ -

PART 8 - BUDGET INFORMATION

- Please answer the following question by marking in the appropriate box
- | | Please answer the following question by marking in the appropriate box | YES | NO | N/A | Please use this space to provide any explanations or comments: |
|-----|--|-------------------------------------|--------------------------|--------------------------|--|
| 8-1 | Did the entity file a current year budget with the Department of Local Affairs, in accordance with Section 29-1-113 C.R.S.? If no, MUST explain: | <input checked="" type="checkbox"/> | <input type="checkbox"/> | <input type="checkbox"/> | |
| 8-2 | Did the entity pass an appropriations resolution in accordance with Section 29-1-108 C.R.S.? If no, MUST explain: | <input checked="" type="checkbox"/> | <input type="checkbox"/> | <input type="checkbox"/> | |

If yes: Please indicate the amount budgeted for each fund for the year reported

Fund Name	Budgeted Expenditures/Expenses
General Fund	\$ 103,068
Debt Service Fund	\$ 441,704
	\$ -
	\$ -

PART 9 - TAX PAYER'S BILL OF RIGHTS (TABOR)

- Please answer the following question by marking in the appropriate box
- | | Please answer the following question by marking in the appropriate box | YES | NO | Please use this space to provide any explanations or comments: |
|-----|--|-------------------------------------|--------------------------|--|
| 9-1 | Is the entity in compliance with all the provisions of TABOR [State Constitution, Article X, Section 20(5)]? Note: An election to exempt the government from the spending limitations of TABOR does not exempt the | <input checked="" type="checkbox"/> | <input type="checkbox"/> | |

PART 10 - GENERAL INFORMATION

- Please answer the following question by marking in the appropriate box
- | | Please answer the following question by marking in the appropriate box | YES | NO | Please use this space to provide any explanations or comments: | | | | | | |
|-----------------------|--|-------------------------------------|-------------------------------------|--|-------|--------------------|--------------|--|--|--|
| 10-1 | Is this application for a newly formed governmental entity?
If yes: Date of formation: <input style="width: 150px; height: 30px;" type="text"/> | <input type="checkbox"/> | <input checked="" type="checkbox"/> | | | | | | | |
| 10-2 | Has the entity changed its name in the past or current year?
If Yes: NEW name <input style="width: 350px; height: 30px;" type="text"/>
PRIOR name <input style="width: 350px; height: 30px;" type="text"/> | <input type="checkbox"/> | <input checked="" type="checkbox"/> | | | | | | | |
| 10-3 | Is the entity a metropolitan district? | <input checked="" type="checkbox"/> | <input type="checkbox"/> | | | | | | | |
| 10-4 | Please indicate what services the entity provides:
<input style="width: 400px; height: 30px;" type="text" value="Service debt"/> | <input checked="" type="checkbox"/> | <input type="checkbox"/> | | | | | | | |
| 10-5 | Does the entity have an agreement with another government to provide services?
If yes: List the name of the other governmental entity and the services provided:
<input style="width: 400px; height: 30px;" type="text" value="Horseshoe Ridge Metropolitan District Nos. 2 & 3 - Tax Sharing/Bond Redemption"/> | <input checked="" type="checkbox"/> | <input type="checkbox"/> | | | | | | | |
| 10-6 | Does the entity have a certified mill levy?
If yes: Please provide the number of <u>mills</u> levied for the year reported (do not enter \$ amounts): | <input type="checkbox"/> | <input checked="" type="checkbox"/> | | | | | | | |
| | <table border="1" style="border-collapse: collapse;"> <tr> <td style="padding: 2px;">Bond Redemption mills</td> <td style="text-align: right; padding: 2px;">0.000</td> </tr> <tr> <td style="padding: 2px;">General/Other mills</td> <td style="text-align: right; padding: 2px;">0.000</td> </tr> <tr> <td style="padding: 2px;">Total mills</td> <td style="text-align: right; padding: 2px;">0.000</td> </tr> </table> | Bond Redemption mills | 0.000 | General/Other mills | 0.000 | Total mills | 0.000 | | | |
| Bond Redemption mills | 0.000 | | | | | | | | | |
| General/Other mills | 0.000 | | | | | | | | | |
| Total mills | 0.000 | | | | | | | | | |

Please use this space to provide any additional explanations or comments not previously included:

OSA USE ONLY

Entity Wide:		General Fund		Governmental Funds		Notes
Unrestricted Cash & Investments	\$ 22,148	Unrestricted Fund Balan	\$ 26,433	Total Tax Revenue	\$ -	
Current Liabilities	\$ 1,058	Total Fund Balance	\$ 26,833	Revenue Paying Debt Service	\$ 355,996	
Deferred Inflow	\$ -	PY Fund Balance	\$ 32,755	Total Revenue	\$ 447,764	
		Total Revenue	\$ 91,768	Total Debt Service Principal	\$ -	
		Total Expenditures	\$ 12,252	Total Debt Service Interest	\$ 441,000	
		Interfund In	\$ -			
Governmental		Interfund Out	\$ 85,438	Enterprise Funds		
Total Cash & Investments	\$ 22,148	Proprietary		Net Position	\$ -	
Transfers In	\$ -	Current Assets	\$ -	PY Net Position	\$ -	
Transfers Out	\$ -	Deferred Outflow	\$ -	Government-Wide		
Property Tax	\$ -	Current Liabilities	\$ -	Total Outstanding Debt	\$ 3,850,000	
Debt Service Principal	\$ -	Deferred Inflow	\$ 453,852	Authorized but Unissued	\$ 60,150,000	
Total Expenditures	\$ -	Cash & Investments	\$ -	Year Authorized	\$ 11/1/2005	
Total Developer Advances	\$ -	Principal Expense	\$ -			
Total Developer Repayments	\$ -					

PART 12 - GOVERNING BODY APPROVAL

Please answer the following question by marking in the appropriate box

YES NO

12-1 If you plan to submit this form electronically, have you read the new Electronic Signature Policy?

Office of the State Auditor — Local Government Division - Exemption Form Electronic Signatures Policy and Procedures

Policy - Requirements

The Office of the State Auditor Local Government Audit Division may accept an electronic submission of an application for exemption from audit that includes governing board signatures obtained through a program such as DocuSign or EchoSign. Required elements and safeguards are as follows:

- The preparer of the application is responsible for obtaining board signatures that comply with the requirement in Section 29-1-604 (3), C.R.S., that states the application shall be personally reviewed, approved, and signed by a majority of the members of the governing body.
- The application must be accompanied by the signature history document created by the electronic signature software. The signature history document must show when the document was created and when the document was emailed to the various parties, and include the dates the individual board members signed the document. The signature history must also show the individuals' email addresses and IP address.
- Office of the State Auditor staff will not coordinate obtaining signatures.




The application for exemption from audit form created by our office includes a section for governing body approval. Local governing boards note their approval and submit the application through one of the following three methods:

- 1) Submit the application in hard copy via the US Mail including original signatures.
- 2) Submit the application electronically via email and either,
 - a. Include a copy of an adopted resolution that documents formal approval by the Board, or
 - b. Include electronic signatures obtained through a software program such as DocuSign or EchoSign in accordance with the requirements noted above.

Below is the certification and approval of the governing body. By signing, each individual member is certifying they are a duly elected or appointed officer of the local government. Governing members may be verified. Also by signing, the individual member certifies that this Application for Exemption from Audit has been prepared consistent with Section 29-1-604, C.R.S., which states that a governmental agency with revenue and expenditures of \$750,000 or less must have an application prepared by an independent accountant with knowledge of governmental accounting; completed to the best of their knowledge and is accurate and true. Use additional pages if needed.

Print the names of ALL members of the governing body below.

A MAJORITY of the members of the governing body must complete and sign in the column below.

1	Full Name	I, _____, attest that I am a duly elected or appointed board member, and that I have personally reviewed and approve this application for exemption from audit.	Signed	Date:
	Marcus Palkowitsh			3-24-20
	Thomas J. Ashburn			
	Chad M. Rodriguez			3/26/20
	John Will			3/23/20
	Eugene G. Coppola			

HORSESHOE RIDGE METRO DISTRICT #1

SERIES 2007					Calculated		Date		Balance
Date	Balance	# of Days	Interest Rate	Interest Due	Payments Received	Payment Received	Cumulative Interest Due	Including Interest	
8/29/07	3,000,000.00								
12/1/07	3,000,000.00	94	7.50%	57,500.00	(57,500.00)	12/14/09	0.00	3,000,000.00	
6/1/08	3,000,000.00	183	7.50%	112,500.00	(77,500.00)	12/14/09	35,000.00	3,035,000.00	
	3,000,000.00				(35,000.00)	6/7/10	0.00	3,000,000.00	
12/1/08	3,000,000.00	183	7.50%	112,500.00	(29,000.00)	6/7/10	83,500.00	3,083,500.00	
	3,000,000.00				(11,500.00)	12/14/10	72,000.00	3,072,000.00	
	3,000,000.00				(61,000.00)	6/1/11	11,000.00	3,011,000.00	
	3,000,000.00				(11,000.00)	12/1/11	0.00	3,000,000.00	
6/1/09	3,000,000.00	182	7.50%	112,500.00	(2,500.00)	12/1/11	110,000.00	3,110,000.00	
	3,000,000.00				(95,000.00)	6/1/12	15,000.00	3,015,000.00	
	3,000,000.00				(15,000.00)	12/1/12	0.00	3,000,000.00	
12/1/09	3,000,000.00	183	7.50%	112,500.00	(28,000.00)	12/1/12	84,500.00	3,084,500.00	
	3,000,000.00				(84,500.00)	6/1/13	0.00	3,000,000.00	
6/1/10	3,000,000.00	182	7.50%	112,500.00	(28,000.00)	6/1/13	84,500.00	3,084,500.00	
	3,000,000.00				(56,500.00)	12/1/13	28,000.00	3,028,000.00	
	3,000,000.00				(28,000.00)	6/1/14	0.00	3,000,000.00	
12/1/10	3,000,000.00	183	7.50%	112,500.00	(87,000.00)	6/1/14	25,500.00	3,025,500.00	
	3,000,000.00				(25,500.00)	12/1/14	0.00	3,000,000.00	
6/1/11	3,000,000.00	182	7.50%	112,500.00	(72,400.00)	12/1/14	40,100.00	3,040,100.00	
	3,000,000.00				(40,100.00)	6/1/15	0.00	3,000,000.00	
12/1/11	3,000,000.00	183	7.50%	112,500.00	(88,900.00)	6/1/15	23,600.00	3,023,600.00	
	3,000,000.00				(23,600.00)	12/1/15	0.00	3,000,000.00	
6/1/12	3,000,000.00	183	7.50%	112,500.00	(86,400.00)	12/1/15	26,100.00	3,026,100.00	
	3,000,000.00				(26,100.00)	6/1/16	0.00	3,000,000.00	
12/1/12	3,000,000.00	183	7.50%	112,500.00	(112,500.00)	6/1/16	0.00	3,000,000.00	
6/1/13	3,000,000.00	182	7.50%	112,500.00	(11,400.00)	6/1/16	101,100.00	3,101,100.00	
	3,000,000.00				(101,100.00)	12/1/16	0.00	3,000,000.00	
12/1/13	3,000,000.00	183	7.50%	112,500.00	(38,900.00)	12/1/16	73,600.00	3,073,600.00	
	3,000,000.00				(73,600.00)	6/1/17	0.00	3,000,000.00	
6/1/14	3,000,000.00	182	7.50%	112,500.00	(86,400.00)	6/1/17	26,100.00	3,026,100.00	
	3,000,000.00				(26,100.00)	12/1/17	0.00	3,000,000.00	
12/1/14	3,000,000.00	183	7.50%	112,500.00	(112,500.00)	12/1/17	0.00	3,000,000.00	
6/1/15	3,000,000.00	182	7.50%	112,500.00	(400.00)	12/1/17	112,100.00	3,112,100.00	
	3,000,000.00				(112,100.00)	6/1/18	0.00	3,000,000.00	
12/1/15	3,000,000.00	183	7.50%	112,500.00	(112,500.00)	6/1/18	0.00	3,000,000.00	
6/1/16	3,000,000.00	183	7.50%	112,500.00	(15,400.00)	6/1/18	97,100.00	3,097,100.00	
	3,000,000.00				(97,100.00)	12/1/18	0.00	3,000,000.00	
12/1/16	3,000,000.00	183	7.50%	112,500.00	(112,500.00)	12/1/18	0.00	3,000,000.00	
6/1/17	3,000,000.00	182	7.50%	112,500.00	(1,400.00)	12/1/18	111,100.00	3,111,100.00	
	3,000,000.00				(111,100.00)	6/1/19	0.00	3,000,000.00	
12/1/17	3,000,000.00	183	7.50%	112,500.00	(88,900.00)	6/1/19	23,600.00	3,023,600.00	
	3,000,000.00				(23,600.00)	12/1/19	0.00	3,000,000.00	
6/1/18	3,000,000.00	182	7.50%	112,500.00	(112,500.00)	12/1/19	0.00	3,000,000.00	
12/1/18	3,000,000.00	183	7.50%	112,500.00	(104,900.00)	12/1/19	7,600.00	3,007,600.00	
6/1/19	3,000,000.00	182	7.50%	112,500.00			120,100.00	3,120,100.00	
12/1/19	3,000,000.00	183	7.50%	112,500.00			232,600.00	3,232,600.00	
6/1/20	3,000,000.00	183	7.50%	112,500.00			345,100.00	3,345,100.00	
12/1/20	3,000,000.00	183	7.50%	112,500.00			457,600.00	3,457,600.00	
6/1/21	3,000,000.00	182	7.50%	112,500.00			570,100.00	3,570,100.00	
12/1/21	3,000,000.00	183	7.50%	112,500.00			682,600.00	3,682,600.00	
6/1/22	3,000,000.00	182	7.50%	112,500.00			795,100.00	3,795,100.00	
12/1/22	3,000,000.00	183	7.50%	112,500.00			907,600.00	3,907,600.00	
6/1/23	3,000,000.00	182	7.50%	112,500.00			1,020,100.00	4,020,100.00	
12/1/23	3,000,000.00	183	7.50%	112,500.00			1,132,600.00	4,132,600.00	
6/1/24	3,000,000.00	183	7.50%	112,500.00			1,245,100.00	4,245,100.00	
12/1/24	3,000,000.00	183	7.50%	112,500.00			1,357,600.00	4,357,600.00	
6/1/25	3,000,000.00	182	7.50%	112,500.00			1,470,100.00	4,470,100.00	

HORSESHOE RIDGE METRO DISTRICT #1

SERIES 2007									
		# of	Interest	Calculated		Date		Balance	
Date	Balance	Days	Rate	Interest Due	Payments Received	Payment Received	Cumulative Interest Due	Including Interest	
12/1/25	3,000,000.00	183	7.50%	112,500.00			1,582,600.00	4,582,600.00	
6/1/26	3,000,000.00	182	7.50%	112,500.00			1,695,100.00	4,695,100.00	
12/1/26	3,000,000.00	183	7.50%	112,500.00			1,807,600.00	4,807,600.00	
6/1/27	3,000,000.00	182	7.50%	112,500.00			1,920,100.00	4,920,100.00	
12/1/27	3,000,000.00	183	7.50%	112,500.00			2,032,600.00	5,032,600.00	
6/1/28	3,000,000.00	183	7.50%	112,500.00			2,145,100.00	5,145,100.00	
12/1/28	3,000,000.00	183	7.50%	112,500.00			2,257,600.00	5,257,600.00	
6/1/29	3,000,000.00	182	7.50%	112,500.00			2,370,100.00	5,370,100.00	
12/1/29	3,000,000.00	183	7.50%	112,500.00			2,482,600.00	5,482,600.00	
6/1/30	3,000,000.00	182	7.50%	112,500.00			2,595,100.00	5,595,100.00	
12/1/30	3,000,000.00	183	7.50%	112,500.00			2,707,600.00	5,707,600.00	
6/1/31	3,000,000.00	182	7.50%	112,500.00			2,820,100.00	5,820,100.00	
12/1/31	3,000,000.00	183	7.50%	112,500.00			2,932,600.00	5,932,600.00	
6/1/32	3,000,000.00	183	7.50%	112,500.00			3,045,100.00	6,045,100.00	
12/1/32	3,000,000.00	183	7.50%	112,500.00			3,157,600.00	6,157,600.00	
6/1/33	3,000,000.00	182	7.50%	112,500.00			3,270,100.00	6,270,100.00	
12/1/33	3,000,000.00	183	7.50%	112,500.00			3,382,600.00	6,382,600.00	
6/1/34	3,000,000.00	182	7.50%	112,500.00			3,495,100.00	6,495,100.00	
12/1/34	3,000,000.00	183	7.50%	112,500.00			3,607,600.00	6,607,600.00	
6/1/35	3,000,000.00	182	7.50%	112,500.00			3,720,100.00	6,720,100.00	
12/1/35	3,000,000.00	183	7.50%	112,500.00			3,832,600.00	6,832,600.00	
6/1/36	3,000,000.00	183	7.50%	112,500.00			3,945,100.00	6,945,100.00	
12/1/36	3,000,000.00	183	7.50%	112,500.00			4,057,600.00	7,057,600.00	
6/1/37	3,000,000.00	182	7.50%	112,500.00			4,170,100.00	7,170,100.00	
12/1/37	3,000,000.00	183	7.50%	112,500.00			4,282,600.00	7,282,600.00	
						(2,524,900.00)			

HORSESHOE RIDGE METRO DISTRICT #1

SERIES 2009									
Date	Balance	# Days	Interest Rate	Interest Due	Payments Received	Date Payment Received	Cumulative Interest Due	Balance Including Interest	
11/16/09	850,000.00								
12/31/09	850,000.00		9.50%	-			0.00	850,000.00	
6/1/10	850,000.00	195	9.50%	43,739.58			43,739.58	893,739.58	
12/1/10	850,000.00	180	9.50%	40,375.00			84,114.58	934,114.58	
6/1/11	850,000.00	180	9.50%	40,375.00			124,489.58	974,489.58	
12/1/11	850,000.00	180	9.50%	40,375.00			164,864.58	1,014,864.58	
6/1/12	850,000.00	180	9.50%	40,375.00			205,239.58	1,055,239.58	
12/1/12	850,000.00	180	9.50%	40,375.00			245,614.58	1,095,614.58	
6/1/13	850,000.00	180	9.50%	40,375.00			285,989.58	1,135,989.58	
12/1/13	850,000.00	180	9.50%	40,375.00			326,364.58	1,176,364.58	
6/1/14	850,000.00	180	9.50%	40,375.00			366,739.58	1,216,739.58	
12/1/14	850,000.00	180	9.50%	40,375.00			407,114.58	1,257,114.58	
6/1/15	850,000.00	180	9.50%	40,375.00			447,489.58	1,297,489.58	
12/1/15	850,000.00	180	9.50%	40,375.00			487,864.58	1,337,864.58	
6/1/16	850,000.00	180	9.50%	40,375.00			528,239.58	1,378,239.58	
12/1/16	850,000.00	180	9.50%	40,375.00			568,614.58	1,418,614.58	
6/1/17	850,000.00	180	9.50%	40,375.00			608,989.58	1,458,989.58	
12/1/17	850,000.00	180	9.50%	40,375.00			649,364.58	1,499,364.58	
6/1/18	850,000.00	180	9.50%	40,375.00			689,739.58	1,539,739.58	
12/1/18	850,000.00	180	9.50%	40,375.00			730,114.58	1,580,114.58	
6/1/19	850,000.00	180	9.50%	40,375.00			770,489.58	1,620,489.58	
12/1/19	850,000.00	180	9.50%	40,375.00			810,864.58	1,660,864.58	
6/1/20	850,000.00	180	9.50%	40,375.00			851,239.58	1,701,239.58	
12/1/20	850,000.00	180	9.50%	40,375.00			891,614.58	1,741,614.58	
6/1/21	850,000.00	180	9.50%	40,375.00			931,989.58	1,781,989.58	
12/1/21	850,000.00	180	9.50%	40,375.00			972,364.58	1,822,364.58	
6/1/22	850,000.00	180	9.50%	40,375.00			1,012,739.58	1,862,739.58	
12/1/22	850,000.00	180	9.50%	40,375.00			1,053,114.58	1,903,114.58	
6/1/23	850,000.00	180	9.50%	40,375.00			1,093,489.58	1,943,489.58	
12/1/23	850,000.00	180	9.50%	40,375.00			1,133,864.58	1,983,864.58	
6/1/24	850,000.00	180	9.50%	40,375.00			1,174,239.58	2,024,239.58	
12/1/24	850,000.00	180	9.50%	40,375.00			1,214,614.58	2,064,614.58	
6/1/25	850,000.00	180	9.50%	40,375.00			1,254,989.58	2,104,989.58	
12/1/25	850,000.00	180	9.50%	40,375.00			1,295,364.58	2,145,364.58	
6/1/26	850,000.00	180	9.50%	40,375.00			1,335,739.58	2,185,739.58	
12/1/26	850,000.00	180	9.50%	40,375.00			1,376,114.58	2,226,114.58	
6/1/27	850,000.00	180	9.50%	40,375.00			1,416,489.58	2,266,489.58	
12/1/27	850,000.00	180	9.50%	40,375.00			1,456,864.58	2,306,864.58	
6/1/28	850,000.00	180	9.50%	40,375.00			1,497,239.58	2,347,239.58	
12/1/28	850,000.00	180	9.50%	40,375.00			1,537,614.58	2,387,614.58	
6/1/29	850,000.00	180	9.50%	40,375.00			1,577,989.58	2,427,989.58	
12/1/29	850,000.00	180	9.50%	40,375.00			1,618,364.58	2,468,364.58	
6/1/30	850,000.00	180	9.50%	40,375.00			1,658,739.58	2,508,739.58	
12/1/30	850,000.00	180	9.50%	40,375.00			1,699,114.58	2,549,114.58	
6/1/31	850,000.00	180	9.50%	40,375.00			1,739,489.58	2,589,489.58	
12/1/31	850,000.00	180	9.50%	40,375.00			1,779,864.58	2,629,864.58	
6/1/32	850,000.00	180	9.50%	40,375.00			1,820,239.58	2,670,239.58	
12/1/32	850,000.00	180	9.50%	40,375.00			1,860,614.58	2,710,614.58	
6/1/33	850,000.00	180	9.50%	40,375.00			1,900,989.58	2,750,989.58	
12/1/33	850,000.00	180	9.50%	40,375.00			1,941,364.58	2,791,364.58	
6/1/34	850,000.00	180	9.50%	40,375.00			1,981,739.58	2,831,739.58	
12/1/34	850,000.00	180	9.50%	40,375.00			2,022,114.58	2,872,114.58	
6/1/35	850,000.00	180	9.50%	40,375.00			2,062,489.58	2,912,489.58	
12/1/35	850,000.00	180	9.50%	40,375.00			2,102,864.58	2,952,864.58	
6/1/36	850,000.00	180	9.50%	40,375.00			2,143,239.58	2,993,239.58	
12/1/36	850,000.00	180	9.50%	40,375.00			2,183,614.58	3,033,614.58	
6/1/37	850,000.00	180	9.50%	40,375.00			2,223,989.58	3,073,989.58	
12/1/37	850,000.00	180	9.50%	40,375.00			2,264,364.58	3,114,364.58	
6/1/38	850,000.00	180	9.50%	40,375.00			2,304,739.58	3,154,739.58	
12/1/38	850,000.00	180	9.50%	40,375.00			2,345,114.58	3,195,114.58	
6/1/39	850,000.00	180	9.50%	40,375.00			2,385,489.58	3,235,489.58	
12/1/39	850,000.00	180	9.50%	40,375.00			2,425,864.58	3,275,864.58	